



US00D697742S

(12) **United States Design Patent**
Young et al.

(10) **Patent No.:** **US D697,742 S**

(45) **Date of Patent:** **** Jan. 21, 2014**

(54) **VIAL DISPLAY**

(71) Applicant: **Young Living Essential Oils, LC**, Lehi, UT (US)

(72) Inventors: **D. Gary Young**, Alpine, UT (US); **Son Q. Le**, Orem, UT (US); **James T. Davis, II**, Springville, UT (US)

(73) Assignee: **Young Living Essential Oils, LC**, Lehi, UT (US)

(**) Term: **14 Years**

(21) Appl. No.: **29/467,788**

(22) Filed: **Sep. 24, 2013**

(51) **LOC (10) Cl.** **06-06**

(52) **U.S. Cl.**
USPC **D6/682.3**

(58) **Field of Classification Search**
USPC D6/396-397, 449, 466-468, 491-492, D6/513-514, 672-673, 678-678.01, 680.2, D6/682.2-682.6; D7/501, 505, 558, 590; 211/13, 70.1, 74, 85.23, 128.1
See application file for complete search history.

(56) **References Cited**

U.S. PATENT DOCUMENTS

D421,195 S * 2/2000 Pezzullo D6/460
D458,310 S * 6/2002 Lynch D21/369

D495,536 S * 9/2004 Lucht D6/495
D523,093 S * 6/2006 Kaminkow et al. D21/369
7,156,226 B1 * 1/2007 Van Sickle 206/216
D548,800 S * 8/2007 Kaminkow et al. D21/369
D559,464 S * 1/2008 Singh D28/73
D568,068 S * 5/2008 Riesenber D6/476
D581,699 S * 12/2008 Harrison D6/449
D591,800 S * 5/2009 Hsu D21/375
2003/0196970 A1 * 10/2003 Jiang 211/40

* cited by examiner

Primary Examiner — Kelley Donnelly

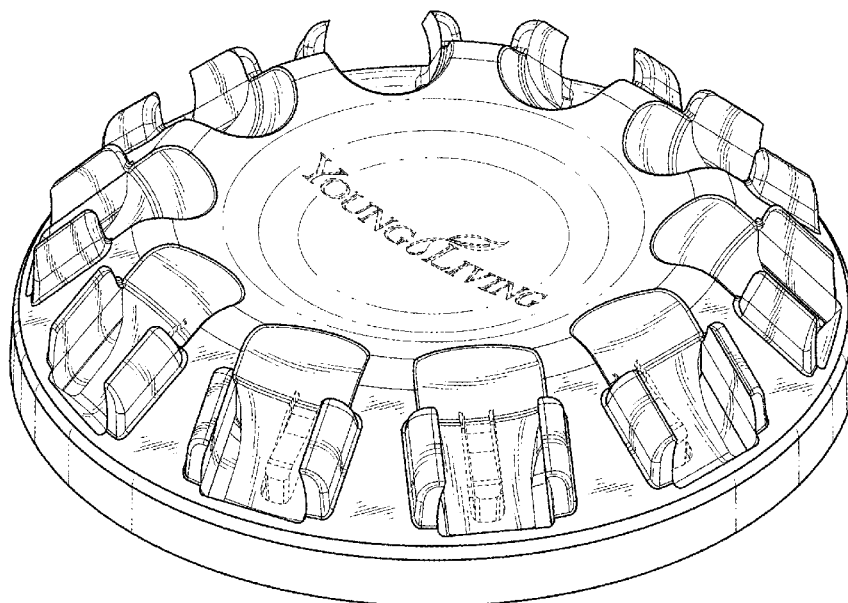
(57) **CLAIM**

The ornamental design for a vial display, as shown and described.

DESCRIPTION

FIG. 1 shows a top perspective view of a vial display.
FIG. 2 shows a bottom perspective view of the vial display of FIG. 1.
FIG. 3 shows a top view of the vial display of FIG. 1.
FIG. 4 shows a bottom view of the vial display of FIG. 1.
FIG. 5 shows a side view of the vial display of FIG. 1.
FIG. 6 shows another side view of the vial display of FIG. 1; and,
FIG. 7 shows a top perspective view of the vial display of FIG. 1 holding multiple vials.
The shade lines in the Figures show contour and not surface ornamentation.
The broken lines in the drawings are for the purpose of illustrating unclaimed portions of the electronic device and form no part of the claimed design.

1 Claim, 6 Drawing Sheets



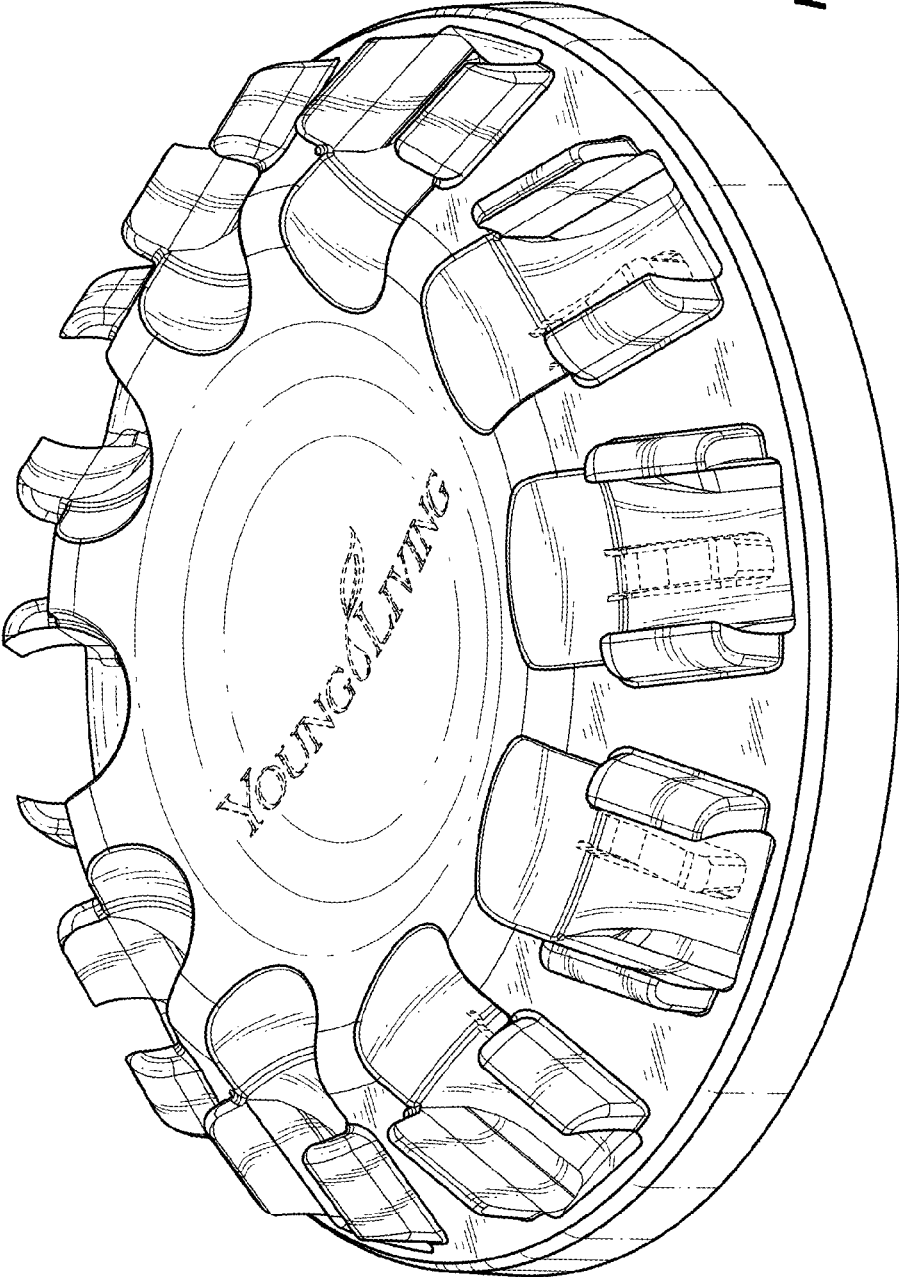


FIG. 1

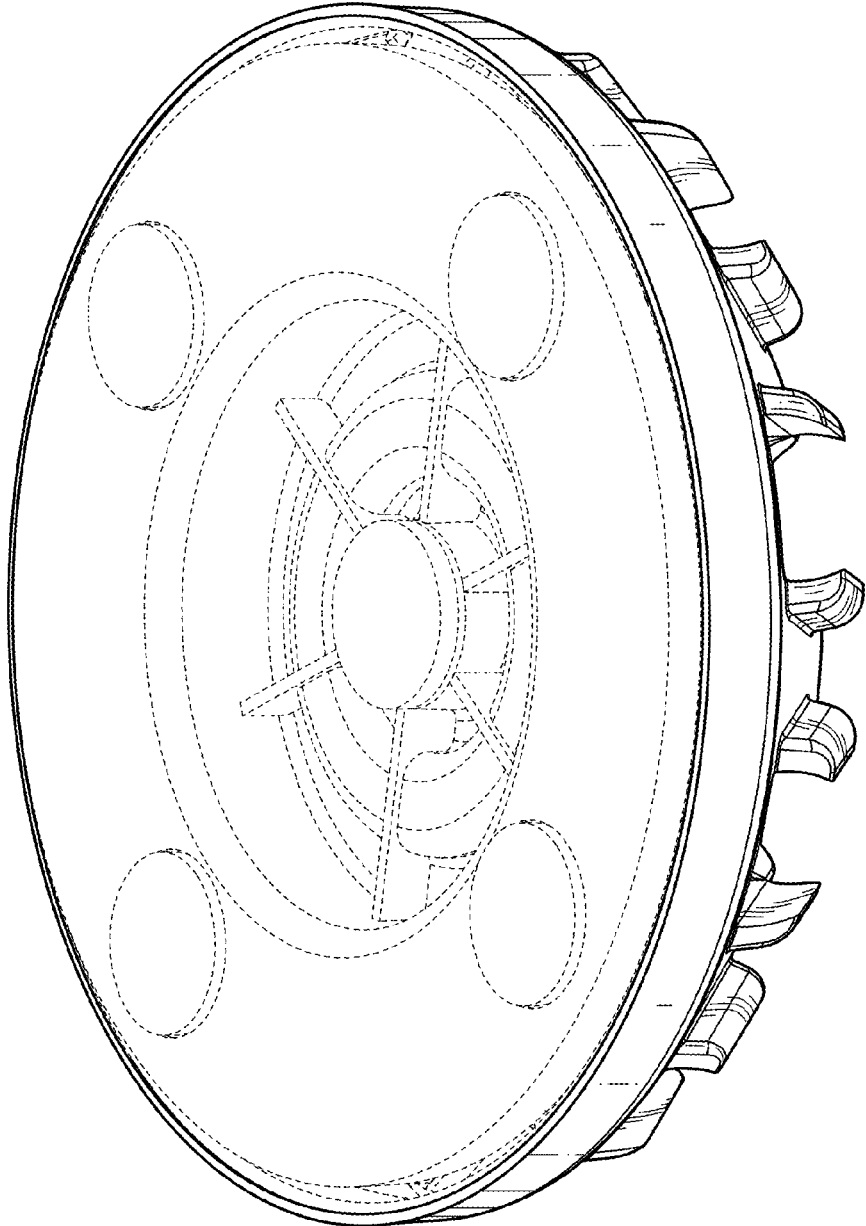


FIG. 2

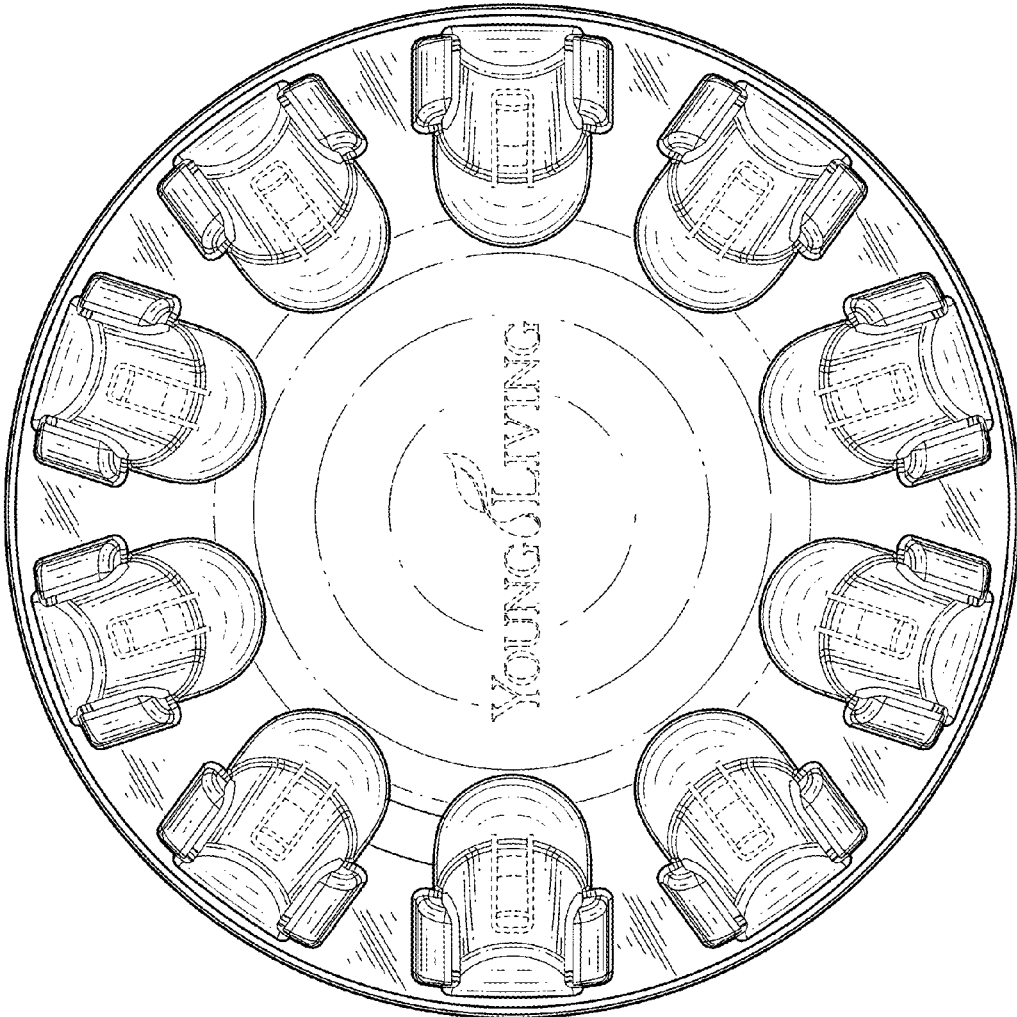
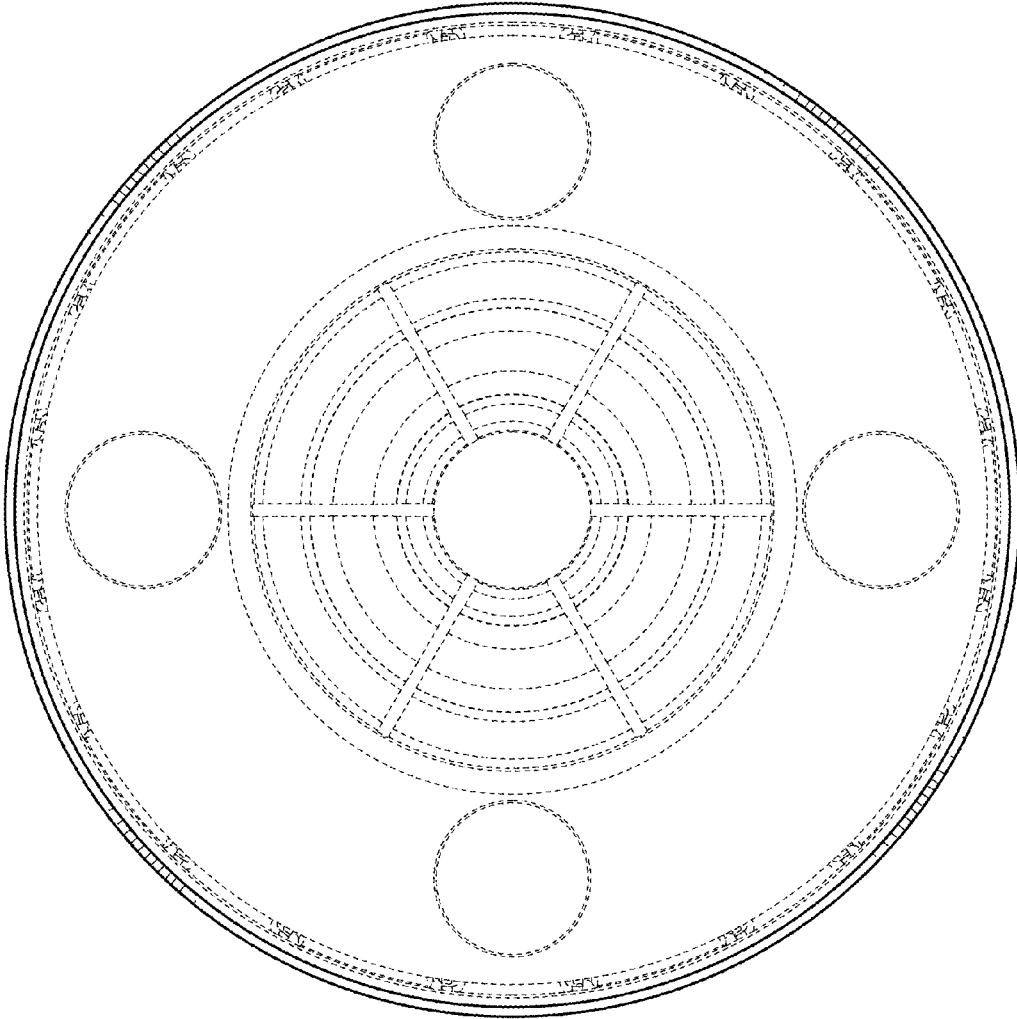


FIG. 3

FIG. 4



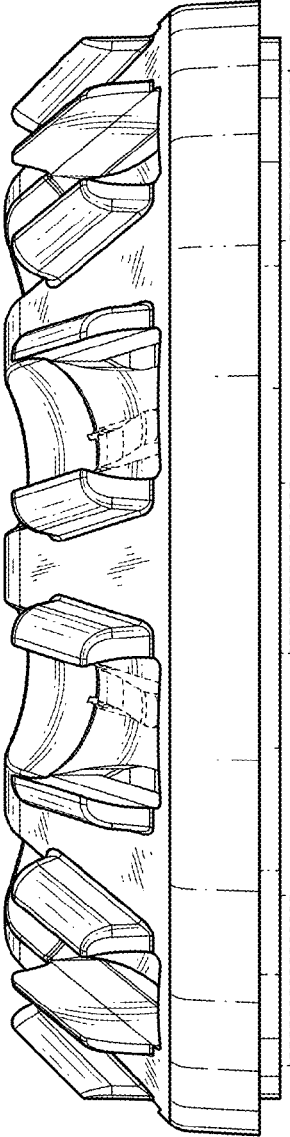


FIG. 5

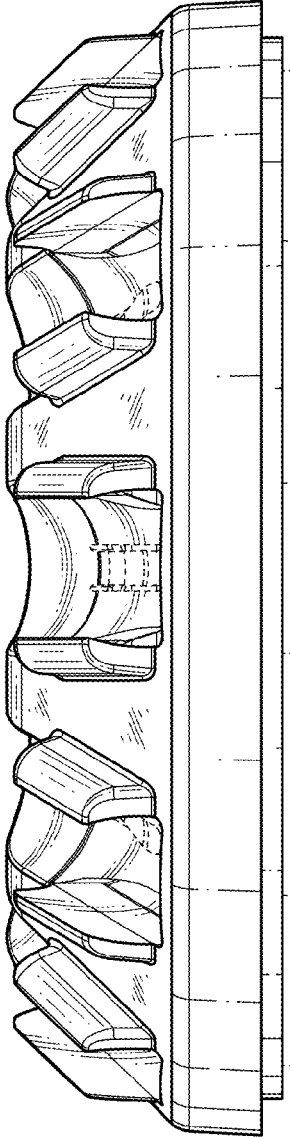


FIG. 6

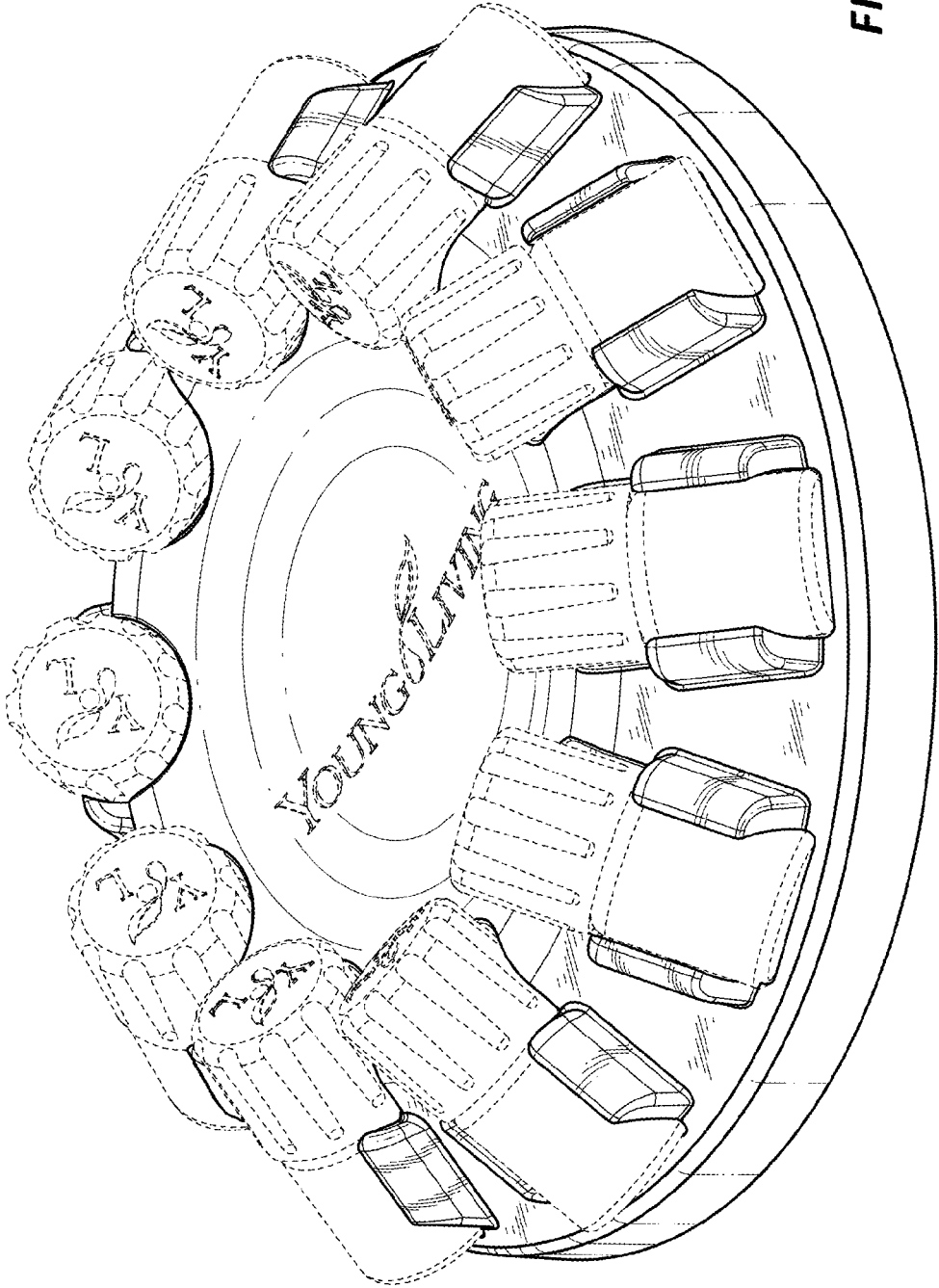


FIG. 7