

YOUNG  LIVING®
ESSENTIAL OILS

開展您的
ANIMAL SCENTS®之旅







ANIMAL SCENTS®

寵物是家庭中既重要、又美好的一部分。您喜歡與您所愛的人分享精油，因此您也必定想與您的寵物分享！這就是Young Living設計優質Animal Scents®系列產品的原因，為各位心愛的寵物帶來新的香氣和體驗。



您的狗狗和貓貓 有以下問題嗎？

- 臭味
- 擦傷和抓痕
- 緊張焦慮
- 壞情緒
- 腸胃不適
- 皮毛敏感



我可以在寵物身上使用精油嗎？

我們經常聽到有人會問：我可以在我的寵物身上使用精油嗎？我們的答案是：這取決於精油的品質。如果精油是純淨無雜質及高品質，您就可以在您的寵物身上使用！

值得注意的是，坊間找到的精油有機會質素參差不齊。因此我們建議使用者在使用精油產品在寵物身上前，應對精油產品的品質有充分了解，亦可向有使用Young Living精油經驗的朋友了解怎樣有效使用產品。

Young Living一向對材料來源堅持嚴格標準，以確保產品符合各種規定。

「種子到封密」是我們一直秉持的宗旨 — 嚴選來源 (Sourcing)、尖端科研 (Science) 及領導標準 (Standards) — 造就出Young Living所有優質產品。

憑藉Young Living的純淨精油，只要謹慎使用及跟從指導下，我們可以安全地使用精油在寵物身上。Animal Scents®專為寵物配製，屬獸醫專用配方，所有產品均經過預先稀釋和混合，以方便我們為寵物日常使用。



基本指引

- 動物通常比人類對精油更敏感，建議在體積較細少的動物身上使用時，需大量稀釋精油，並適量地使用
- 由於8週以下的貓隻或狗隻的生長速度很快，而針對每個品種的稀釋度均有所不同，因此在初生動物身上和周圍使用精油時需格外小心
- 每一隻動物對精油的反應都不同。在嘗試不同的使用方法時，請仔細觀察您的寵物對精油的反應
- 請避免精油接觸到動物的眼睛
- 擴香時，請盡量避免讓貓隻逗留在擴香範圍
- 在所有動物身上使用高酚類精油，如牛至、冬青、丁香、山香和百里香精油需格外小心
- 在貓隻身上使用精油時應需格外小心，如有疑問，在使用前建議諮詢有使用精油經驗的獸醫意見





給精油新手的貼士

如何令寵物適應精油

如果您的寵物是第一次使用精油，牠們可能需要一點時間來適應精油的氣味和感覺。嘗試使用以下的小貼士，以簡單舒適的方式向您的寵物介紹精油。

- 您可全天塗抹精油在身上，這樣您的寵物就會在您與牠們玩耍或在沙發中擁抱時接觸到精油的香氣
- 如您的寵物初次接觸精油，建議可以在牠最喜歡的地方擴香精油。先以1-2滴精油加在水中擴香開始，這樣精油在空氣的濃度會較低，是一個較好的適應方法。請仔細觀察寵物的反應，確認是否有任何不適，如發脾氣、不斷聞來聞去、緊張或過度抓撓等
- 由於寵物的嗅覺非常靈敏，以循序漸進方式引入精油有助寵物適應。如果您的寵物對精油感到緊張或抗拒，無需強迫寵物留在你的身邊
- 將精油塗抹在手上，讓您的寵物聞一聞，讓牠們可以按照自己的方式探索氣味



局部塗抹的稀釋方法

根據寵物的體型決定精油使用量及稀釋度。



- 對於貓隻、小型狗隻和其他小型動物，使用前請先用基礎油(例如V-6綜合純植物油)稀釋精油。我們建議基礎油與精油的比例為 9:1
- 至於中型狗隻，請以 4:1 的比例稀釋精油
- 如果您在大型狗隻身上使用精油，請以 3:1 的比例稀釋精油



局部塗抹使用

當您的寵物已適應了精油，您便可以嘗試在牠們身上塗抹使用。在嘗試的時候，請謹記以下小貼士。

- 我們建議將精油塗抹在狗隻和貓隻的背部，在塗抹前，請用雙手將精油搓至不再有光澤
- 用雙手將精油搓至不再有光澤、再通過輕柔地撫摸動物來塗抹，會更方便和舒適
- 為了更方便地塗抹在大面積或難以觸及的範圍，建議可將精油與 V-6 或水混合，裝在噴霧瓶中使用
- 除非獸醫指示，否則對貓隻每天使用精油需格外小心
- 可使用Animal Scents®寵物香氣軟膏舒緩動物皮膚敏感擦傷或灼傷




快速指引



貓

- 基礎油和精油的比例從 9:1 開始
- 在自己身上塗抹、或在寵物身邊擴香以令他們逐漸適應精油
- 可塗抹在背部
- 觀察您寵物的反應

- 在自己身上塗抹、或在寵物身邊擴香以令他們逐漸適應精油
- 可塗抹在背部
- 觀察您寵物的反應



稀釋比例

小型狗隻：9:1

中型狗隻：4:1

大型狗隻：3:1



ANIMAL SCENTS® 產品系列

- 獸醫專用配方
- 不含合成香水、
染料、人工色素
或香料



Animal Scents®

寵物沐浴乳


其植物配方能溫和地清潔和消除臭味，
有助去除污垢和軟化寵物的皮毛，
同時保留皮膚的天然油脂。

特色和優點

- 有效清潔、保養和去除皮膚和皮毛的異味
- 天然植物配方蘊含多種優質精油，散發舒適的香氣，有助寵物洗澡時平靜下來
- 不含基因改造生物、小麥、大豆、玉米或含麩質的成分
- 適合所有品種和毛髮使用，包括長毛和短毛
- 配方不含磷酸鹽、對羥基苯甲酸酯、鄰苯二甲酸鹽、礦物油、人造色素或香料、防腐劑或有毒成分

使用建議

先將寵物全身淋濕後，將少量倒在掌心，
均勻搓揉起泡後，輕抹於寵物全身，再以
清水沖洗乾淨。可按需要，重複使用。



Animal Scents®

寵物香氣軟膏

是一種保護性的舒緩藥膏，專為動物外用而設計。這款溫和安全的配方添加了兩種自然界中最強大的精油——茶樹和沒藥精油。

特色和優點

- 含茶樹及沒藥精油
- 溫和安全，具保護及舒緩作用

使用建議

清潔後按需要塗抹，或在淋浴後使用



Animal Scents®

PARAGIZE™

擴香時會散發沉實的香氣，蘊含生薑、茴香和薄荷這些天然純淨的精油。擴香時會散發沉實的香氣，營造安靜、舒適的環境，助寵物放鬆身心。

特色和優點

- 支援寵物的自然免疫系統
- 讓寵物感到放鬆和平靜
- 可局部或擴香使用
- 配方不含人造色素或香料

使用建議

- 在腹部局部塗抹 1-2 滴
- 對於體型較小的動物，建議使用 V-6 綜合純植物油加以稀釋



Animal Scents®

T-AWAY™

有助穩定寵物的情緒，讓精神保持放鬆，同時促進快樂感。

特色和優點

- 營造平靜的環境，以改善寵物的整體健康
- 有助穩定情緒
- 蘊含 Young Living 優質複方精油 Trauma Life™、Harmony™ 和 Peace & Calming®
- 可局部塗抹或擴香使用
- 配方不含人造色素或香料

使用建議

- 局部塗抹 1 滴在耳背，有助於緩解焦慮
- 配合 AromaGlide™ 滾珠配件，塗抹在腳底或側腹
- 有助緩解寵物獨留在家的焦慮
- 對於體型較小的動物，建議使用 V-6 綜合純植物油加以進行額外稀釋



保護寵物毛髮 三部曲 - 舒緩肌膚

Animal Scent®複方精油每支單獨使用的效果佳，但若要增強動物皮膚的健康，建議跟隨以下精油次序配搭使用：

1 PURICLEAN™



2 INFECT AWAY™



3 MENDWELL™



Animal Scents®

PURICLEAN™

蘊含廣藿香，薰衣草，岩薔薇，聖檀木，香茅等精油，有助於清理輕微的擦傷和抓痕，並為寵物毛髮三部曲中的下一步做好準備。

特色和優點

- 有助寵物輕微擦傷或爪傷的復原及改善健康
- 舒緩和滋潤寵物乾燥、脫皮及受刺激的毛髮和皮膚
- 配方不含人造色素或香料

使用建議

- 局部塗抹 1-2 滴
- 配合 AromaGlide™ 滾珠配件，方便大範圍塗抹
- 在裝了 30 毫升蒸餾水的噴霧瓶中加入 8-10 滴精油，以作簡單的清潔
- 對於體型較小的動物，建議使用 V-6 綜合純植物油加以進行額外稀釋



第 1 步
STEP 1

Animal Scent®

INFECT AWAY™

這款專為寵物配製的強大複方精油，蘊含沒藥和山香精油，有助支援寵物的自然防禦系統。

特色和優點

- 支持寵物的自然防禦系統
- 呵護寵物受刺激的皮毛和皮膚
- 配方不含人造色素或香料

使用建議

- 局部使用 1-2 滴
- 可使用AromaGlide™ 滾輪方便地塗抹大範圍
- 將 8-10 滴放入裝有蒸餾水的 30 毫升噴霧瓶中，以快速清潔皮膚
- 對於體型較小的動物，建議使用 V-6 綜合純植物油加以稀釋



第二步
STEP 2

Animal Scents®

MENDWELL™

獨家配方可舒緩及滋潤敏感乾燥皮膚，改善寵物的皮毛和膚質，同時支援整體健康。

特色和優點

- 獨家配方蘊含沒藥、牛膝草、乳香等優質精油，有助支援寵物的健康和自然防禦系統
- 舒緩和滋潤乾燥、敏感皮膚
- 配方不含人造色素或香料

使用建議

- 局部塗抹 1-2 滴
- 配合 AromaGlide™ 滾珠配件，方便大範圍塗抹
- 對於體型較小的動物，建議使用 V-6 綜合純植物油加以進行額外稀釋



第三步
STEP 3

DIY寵物精油護掌霜

為心愛的寵物製作DIY寵物精油護掌霜，在遠足後或每日帶寵物散步後作足部護理，讓牠們每天保持快樂。

材料：

- 4 湯匙 Animal Scents® 寵物香氣軟膏
- 1 茶匙 V-6 綜合純植物油
- 1 滴 Animal Scents® Mendwell™
- 1 滴 Animal Scents® Infect Away™
- 1 滴 Animal Scents® PuriClean™

製作方法：

- 將所有材料混合在一個小鍋中，用中火加熱，直到融化和充分混合全部材料
- 倒入一個小的玻璃器皿中，冷卻 2-3 小時或直至完全凝固
- 當寵物的爪子需要一點額外呵護時，取少量塗抹和按摩







ANIMAL SCENTS®

At Young Living, we care about families, and consider our pets to be vital and wonderful parts of our family units. We know our brand partners enjoy sharing oils with their loved ones, and so it makes sense that they would love sharing oils with their pets too! That's why we've devised our fantastic range of Animal Scents® products, all of which can be used to bring new aromas and sensations to our beloved furry friends.

A golden retriever is lying on a light-colored floor, looking down. A grey and white tabby kitten is standing next to the dog, nuzzling its face. The kitten has a white chest and paws, and a grey body with dark stripes. The dog has long, wavy, golden-brown fur. The background is a plain, light-colored wall.

DO YOUR DOGS AND CATS HAVE THE FOLLOWING ISSUES?

- **Bad Smell**
- **Scrapes & Scratches**
- **Nervousness**
- **Bad Mood**
- **Abdominal Discomfort**
- **Irritated Skin & Coat**



HOW TO USE ESSENTIAL OILS ON PETS

We often hear, “Can I use essential oils on my pets?” Our answer: Depends on the quality of your essential oils. If they are pure, unadulterated, and have the highest quality, then Yes!

Firstly, not all essential oils are made equal. Therefore, we highly recommend an animal owner to do proper research on the quality of essential oil and products you are applying and using around your animals. Make sure you are getting good information from qualified people who have used Young Living oils with their animals successfully – this may or may not be an animal health professional.

Young Living embraces a rigorous quality control standard to help ensure our products meet strict specifications. Seed to Seal® is our set of standards, ensuring our products are created with conscientious Sourcing, Science, and Standards. With extraordinary quality essential oils products, we can safely use them under caution and guidance.

Animal Scents® range products are all specially formulated for our furry family members and for veterinary use. All products are pre-diluted and expertly blended to suit everyday needs of our beloved pets.



GENERAL GUIDELINES

- Animals are generally more sensitive to essential oils than humans. It's best to heavily dilute essential oils and use them in moderation
- Use extreme caution when using essential oils on and around cats or dogs under 8 weeks old because they are developing at fast rates; it is easy to mess up the proper dilution for each breed
- Every animal is different, so carefully observe how your animal responds to essential oils. Use common sense and good judgment as you try different methods
- Be especially careful to not get essential oils in animals' eyes
- If diffusing, always allow cats access to areas where they can avoid the diffused oil
- With all animals, use extreme caution when using high-phenol oils—such as Oregano, Wintergreen, Clove, and Thyme. This is especially important with cats
- Use special caution when applying essential oils on cats, consult a veterinarian with essential oil experience before using around them





TIPS FOR NEW ESSENTIAL OIL USERS

Essential Oil Acclimation

If your pets are experiencing essential oils for the first time, it may take them a while to adjust to the new scents and sensations.



- Wear essential oils throughout the day, so your pets will be exposed to the aroma as you hold them, play with them, or cuddle on the couch.
- Diffuse essential oils in spaces where your pets like to relax. A safe introduction to pets often starts with diffusing in their area (1-2 drops in a water-based diffuser) with an exit option. This gives a very LOW concentration into the air space and is a good place to start. Closely watch for signs of irritation—such as whining, sniffing, nervousness, and excessive scratching—while diffusing around them.
- If your pets are jittery or resistant to essential oils, don't try to force your pets to stay around you and the area you are diffusing essential oils. Our pet's sense of smell is very heightened compared to ours as humans. Small amounts over time will help our animals ease into being around essential oils.
- Apply essential oils to your hands and let your pets smell them, so they can explore the scents on their own terms.

DILUTION FOR TOPICAL APPLICATION

Your animal's size affects the amount of oil you should use and how much you should dilute for topical application.




- For cats, small dogs, and other smaller animals, use a carrier oil—such as V-6 Vegetable Oil Complex—to dilute the essential oils before application. We suggest a 9:1 ratio of carrier oil to essential oil
- For medium sized dogs, dilute 4:1 carrier oil to essential oil
- If you're using essential oils on large dogs—dilute 3:1 carrier oil to essential oil



TOPICAL USE

Once your pets are used to essential oils, they'll better handle topical application. Keep these tips in mind as you experiment with using essential oils on your pets.

- We recommend applying it to the back for dogs and cats, rub your hands together until they are no longer shiny before rubbing essential oils on the pet
- For easy and comfortable application, rub oils between your own hands until they are no longer shiny and then apply by stroking the animal
- For easier application in large or hard-to-reach areas, combine essential oils with V-6 or water in a spray bottle
- Unless otherwise directed by your veterinarian, use extreme caution with daily use of essential oils with cats
- Use Animal Scents® Ointment to soothe irritated skin or to help with occasional scrapes or burns.



QUICK GUIDE



CATS

- Dilution Ratio: Start with 1 drop oil to 9 parts carrier oil
- Wear or diffuse near pets to acclimate them
- Applying to the back cats
- Observe how your pet responds

- Wear or diffuse near pet to acclimate them
- Applying to the back for dogs
- Observe how your pet responds




Dilution Ratio

Small dogs: 9:1

Medium dogs: 4:1


Large dogs: 3:1



DOGS

ANIMAL SCENTS® PRODUCT SERIES

- Specifically formulated for veterinary use.
- Formulated without synthetic perfumes, dyes, artificial colors, or fragrances.



Animal Scents®

SHAMPOO


Gently cleanses and deodorizes with plant-based ingredients that remove dirt and soften your pet's coat and skin without stripping away natural oils.

FEATURES & BENEFITS

- Cleans, conditions, and deodorizes your pet's skin and coat
- Plant-based formula infused with premium essential oils creates a soothing aroma that helps calm your pet during bathtime
- Free of GMOs, wheat, soy, corn, and gluten-containing ingredients
- Great for all breeds and coats, including long and short hair
- Formulated without phosphates, parabens, phthalates, mineral oil, synthetic perfumes or dyes, artificial colors, flavors/fragrances, preservatives, or toxic ingredients

DIRECTIONS

Pour a small amount into your palms and rub gently between hands. Massage thoroughly into pet's wet coat and lather; rinse thoroughly and repeat if necessary.



Animal Scents®

OINTMENT

A protective, soothing salve designed specifically for external use on animals. The gentle and safe formula is enhanced with pure Tea Tree (*Melaleuca Alternifolia*) and Myrrh, two of nature's most powerful essential oils.

FEATURES & BENEFITS

- Formula enhanced with Tea Tree and Myrrh Essential Oils
- Protective, soothing, gentle and safe

DIRECTIONS

Clean area and apply as needed or apply after shower.



Animal Scents®

PARAGIZE™

Diffuse or apply directly to your pet's belly to naturally help comfort with a blend of premium essential oils.

FEATURES & BENEFITS

- Supports your pet's natural cleansing system
- Relaxing and quieting for pets
- Can be used topically or aromatically
- Formulated without synthetic perfumes, dyes, artificial colors, or fragrances

DIRECTIONS

- Apply 1-2 drops topically to the abdominal area
- Additional dilution with V-6 Enhanced Vegetable Oil Complex is recommended for smaller species



Animal Scents® **T-AWAY™**

Promotes relaxation and emotional balance and supports a new level of emotional freedom and joyful feelings for your pet.

FEATURES & BENEFITS

- Promotes a calming and peaceful environment for your pets' overall well-being
- Helps promote feelings of balance and grounding
- Contains Young Living's premium Trauma Life, Harmony, and Peace & Calming essential oil blends
- Can be used topically or aromatically
- Formulated without synthetic perfumes, dyes, artificial colors, or fragrances

DIRECTIONS

- Apply 1 drop behind each ear to calm your pet
- Use an AromaGlide™ Roller Fitment to apply to the bottoms of paws or on the flanks
- Use to promote a sense of comfort when leaving your pet home alone for short periods of time
- Additional dilution with V-6 Enhanced Vegetable Oil Complex is recommended for smaller species



THREE-PART WELLNESS SYSTEM

SOOTHING PETS' SKIN

Our Animal Scent® essential oil blends work great individually, but for enhanced skin-soothing properties, try our three-part wellness system:

1 PURICLEAN™



2 INFECT AWAY™



3 MENDWELL™



Animal Scents®

PURICLEAN™

Contains Patchouli, Lavender, Mountain Savory, Palo Santo, and Citronella essential oils, this exclusive blend helps clean minor scrapes and scratches and prepares skin for the next steps in our three-part system for pets.

FEATURES & BENEFITS

- Supports your pet's well-being and helps clean minor scrapes and scratches
- Moisturizes dry, flaky, and irritated skin
- Formulated without synthetic perfumes, dyes, artificial colors, or fragrances

DIRECTIONS

- Apply 1-2 drops topically
- Use an AromaGlide™ Roller Fitment to conveniently apply a generous amount
- Put 8-10 drops in a 30ml spray bottle with distilled water for a quick skin-cleansing spritz
- Additional dilution with V-6 Enhanced Vegetable Oil Complex is recommended for smaller species



STEP 1

Animal Scents®

INFECT AWAY™

A powerful blend that supports your pet's natural defense system with the beneficial properties of Myrrh and Dorado Azul premium essential oils.

FEATURES & BENEFITS

- Supports your pet's natural defense system
- Helps support your pet's irritated coat and skin
- Formulated without synthetic perfumes, dyes, artificial colors, or fragrances

DIRECTIONS

- Apply 1-2 drops topically
- Use an AromaGlide™ Roller Fitment to conveniently apply a generous amount
- Put 8-10 drops in a 30ml spray bottle with distilled water for a quick skin-cleansing spritz
- Additional dilution with V-6 Enhanced Vegetable Oil Complex is recommended for smaller species



STEP 2

Animal Scents®

MENDWELL™

A proprietary blend that soothes and moisturizes sensitive, dry skin and improves the appearance of a healthy-looking coat and skin while supporting your pet's well-being.

FEATURES & BENEFITS

- Supports your pet's well-being and natural defense system with an exclusive blend of Myrrh, Hyssop, Frankincense, and other premium essential oils
- Soothes and moisturizes dry, sensitive, and distressed skin
- Formulated without synthetic perfumes, dyes, artificial colors, or fragrances

DIRECTIONS

- Apply 1-2 drops topically
- Use an AromaGlide™ Roller Fitment to conveniently apply a generous amount
- Additional dilution with V-6 Enhanced Vegetable Oil Complex is recommended for smaller species



STEP 3

DIY PAW BALM INFUSED WITH ESSENTIAL OILS

Try this DIY paw balm to keep your pet's paws happy all year round. Perfect to apply after hikes and your daily walks with your dog or cat.



INGREDIENTS:

- 4 tablespoons Animal Scents® Ointment
- 1 teaspoon V-6 Vegetable Oil Complex
- 1 drop Animal Scents® Mendwell™
- 1 drop Animal Scents® Infect Away™
- 1 drop Animal Scents® PuriClean™

INSTRUCTIONS:

- Combine all ingredients in a small pot and place over medium heat until everything is melted and mixed well
- Pour into a small glass storage container and let cool for 2–3 hours or until fully solidified
- Massage a small amount into your pet's paws when in need of a little extra pampering



YOU ARE ALL SET!

SHOW YOUR PET YOU
LOVE THEM TODAY





20/F Soundwill Plaza II Midtown, 1 Tang Lung Street, Causeway Bay, Hong Kong
852-2897-5600 (HK) • 0800848 (MO)