



YOUNG  LIVING®
ESSENTIAL OILS

HOME CLEANING GUIDE: How to detox your home, *naturally*

Table of Contents

04. The dirty truth behind household cleaning products	20. Home air quality
08. The best clean, naturally: Thieves	22. Essential oils for cleaning
10. Thieves Household Cleaner	23. DIY cleaning recipes
14. Kick the ick, naturally cleaning room by room	28. Big changes start with small steps every day
15. Kitchen	30. Start today
16. Bathroom	32. Thieves wish list
18. Laundry	35. References
19. Bedroom and living area	

A sparkly, clean home is a *happy* home

Your home environment should be a safe and healthy haven where you and your family can thrive. However, your living spaces could be filled with potentially harmful chemicals that may inhabit many nooks and crannies. Whether you're worried about little ones, pets, or yourself, with Young Living, you never have to compromise on pure ingredients for a deep clean. Thanks to our natural, plant-derived products, you can keep your home fresh and clean without any harsh chemicals.

In this guide, you'll learn why natural cleaning is important, how to identify icky ingredients in common household products and what to use instead for a clean you can be confident in.



The 'not-so clean' truth behind household cleaning products


There are thousands of chemicals in cleaning products that have never been tested for safety. All kinds of nasty ingredients could be lurking in your cleaning solutions and you'd never know it!

Why should you care about the chemicals in your cleaning products?



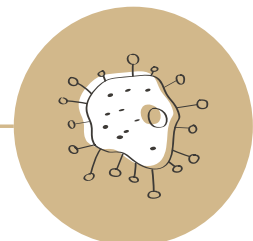
Many toxicants invade our bodies. Many of these may be found in the regular cleaning products available and may have an impact on the health of you and your family. Some chemicals accumulate in our bodies over time and the impact may show up long after exposure. The impact may be greater during specific periods of development, so even tiny doses can be very potent!

Household cleaners are one of the top 5 most common sources of poisoning*. Some ingredients found in cleaning products may be linked to levels of toxicity, allergies, irritation and poisonings.



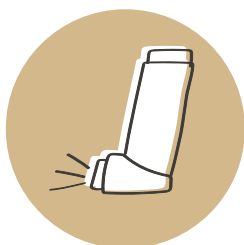
Some conventional cleaning products contain ingredients that are toxic, non-biodegradable and from non-renewable resources like petroleum, so they harm the earth's ecosystems.

Some ingredients found in cleaners may be linked to cancer, reproductive and developmental toxicity, allergies and irritation, and burns and poisonings.





Cleaning products contribute to concentrations of many common pollutants that are 2–5 times higher inside homes than outside.



Many cleaning products, including spray cleaners and disinfecting wipes, contain asthmagens—chemicals that can either worsen asthma or cause asthma in someone who never previously had it. Studies show that using traditional cleaning sprays as rarely as once a week can increase your risk of developing adult-onset asthma.

How do you know if a cleaning product is harmful?

One of the best ways to make your home a natural haven is to be aware of what ingredients to avoid in your personal care and cleaning products. We're exposed to potentially harmful chemicals every day, but you can reduce your exposure if you know what they are.

Keep an eye out for warnings and claims that might indicate a product is harmful to your health and make sure to only use it as directed.

TAKE EXTRA CARE WHEN USING PRODUCTS WITH THESE ON THE LABEL:

- Directions that require a mask or ventilation while using the product
- Instructions for hazardous waste disposal
 - The fact that most oven cleaners, drain cleaners, wood and metal cleaners, polishes, toilet cleaners, tub and shower cleaners, and laundry bleach are classified as hazardous waste is one reason you should eliminate them from your home.
- A combustible warning
- An “unscented” or “free and clear” claim on the label
 - Unscented products can contain masking agents that are added to simply cover up fragrance with another toxic chemical. Always look for an ingredient list and not just the unscented claim.



The *best* clean, naturally: Thieves®

Feeling overwhelmed or like every product may be potentially harmful to your body? We've been there too. At first it may seem impossible to rid your home of harsh chemicals; but remember, you don't have to do everything at once. A few simple, practical changes can make a huge impact on your home.

So, what are safe alternatives to commercial household products filled with harsh chemicals? Which products can you trust? When you're looking for effective, naturally derived, plant-based products for the entire home, Young Living has you covered.



Young Living's Thieves products offer cruelty-free, vegan, plant-based alternatives for all your home and personal cleaning needs! We have everything from hand soap to laundry detergent. You can feel confident knowing that Thieves products are free from harsh chemicals and infused with the powerful Thieves essential oil blend.

The Thieves product line is formulated without:

SLS & SLES	Synthetic ingredients
Parabens	Fluoride
Phthalates	Preservatives
Triclosan	Perfumes
Dyes	Formaldehyde
Phosphates	

Pure enough for your family,
strong enough for your everyday life!



What is Thieves essential oil blend?

Young Living's one-of-a-kind Thieves® essential oil blend joined the Young Living family in 1994 and has been stealing hearts ever since! Pop open a bottle and you'll immediately fall in love with the powerful combination of Cinnamon Bark, Lemon, Rosemary, Eucalyptus and Clove essential oils. A key ingredient in our cleaning products and personal care items, Thieves fills your home with the scent of fresh citrus and freshly baked goods.

Using the power of Thieves essential oil in your home

Thieves essential oil blend has a warm, spicy scent. Diffuse it for a fresh, clean aroma around the house or use it in DIY home cleaning remedies for a boost of natural cleaning power.



Refresh musty carpets by adding 5 drops of Thieves to a cup of baking soda; combine well and let sit overnight until the oil is absorbed. Sprinkle over carpets and vacuum thoroughly.



Diffuse it around the classroom or in your home to neutralise strong smells in the air.



Add a few drops to your dishwasher or laundry detergent to eliminate odours and enhance cleaning.



Thieves Household Cleaner

ALL THE CLEANING POWER YOU NEED IN ONE BOTTLE

If you want to make the switch to plant-based products, start with Thieves® Household Cleaner! This all-purpose, plant-and mineral-based cleaner is designed to replace virtually every cleaner in your home. A multitasking powerhouse that it can tackle dirt, dust, grease and grime. Wherever you use it, you'll feel good knowing it's safe to use around everyone in your family, including pets! Best of all, it's formulated without the harsh or potentially harmful chemicals found in many traditional cleaning products.

20 uses for Thieves Household Cleaner

- Floors
- Windows
- Countertops
- Ovens
- Sinks
- Toilets
- Cabinets
- Bathtubs
- Showers
- Tiles
- Appliances
- Walls
- Mirrors
- Stovetops
- Cupboards
- Pots and pans
- Exercise equipment
- Toys
- Jewellery



How to dilute Thieves Household Cleaner

Simply dilute Thieves® Household Cleaner concentrate with water and you'll be ready to tackle any cleaning job around the house!

HEAVY degreasing ratio:

1 CAPFUL Thieves Household Cleaner to 1 CUP of water in a glass or stainless steel spray bottle

Use the heavy degreasing ratio on carpet stains, NingXia Red® stains, or any hard-to-clean surface.

MEDIUM degreasing ratio:

1 CAPFUL Thieves Household Cleaner to 2 CUPS of water in a glass or stainless steel spray bottle

Use the medium degreasing ratio for everyday cleaning such as countertops, floors and sinks.

LIGHT degreasing ratio:

1 CAPFUL Thieves Household Cleaner to 3 CUPS of water in a glass or stainless steel spray bottle

Use the light degreasing ratio for mirrors, windows or other delicate surfaces.



Pro tip:

Did you know that you can reuse your empty Thieves Household Cleaner bottle? Simply add a spray top and fill it with diluted Thieves cleaner!

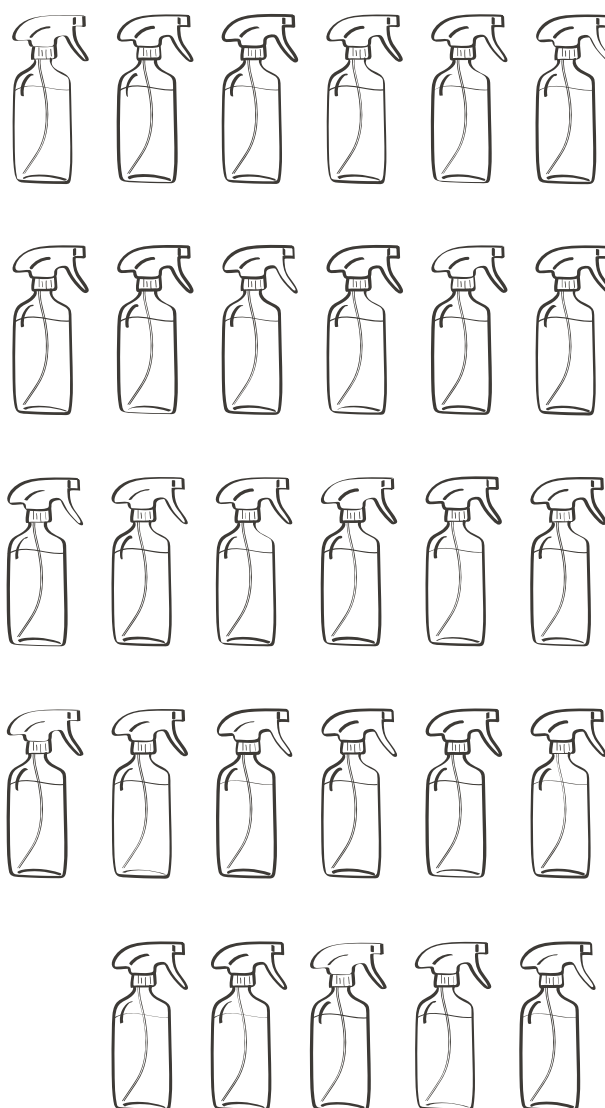
Though we recommend using a glass or stainless-steel spray bottle because essential oils can eat away plastic when stored, the Thieves cleaner plastic bottle is chemical resistant and works well for storing your diluted Thieves cleaner.

Simplify and *save*

Thieves® Household Cleaner comes in a multipurpose concentrate and makes cleaning simple, affordable and sustainable. With one bottle, you can make about 29 x 473 ml spray bottles using the medium degreasing ratio. There are approximately 60 capfuls of the cleaner in each bottle.



=





Kick the ick, *naturally* cleaning room by room



DIY wood floor polish

INGREDIENTS

- 1 capful Thieves Household Cleaner
- 5 drops Pine essential oil
- 4 cups water
- 2 tablespoons white vinegar
- 2 tablespoons olive oil

DIRECTIONS

1. Combine all ingredients in a bucket.
2. Mop the mixture onto your floors and let it work its magic!

Kitchen

Thieves Fruit & Veggie Soak

THIEVES® FRUIT & VEGGIE SOAK is the best way to safely clean your produce without having to worry about lingering residues, wax or dirt! Who knows who or what has touched your fruits and veggies during the growing, harvesting and shipping process? Enjoy clean produce with the power of three exclusive essential oil blends—DiGize™, Thieves, and Purification®—and other naturally derived ingredients.



Thieves Dish Soap

THIEVES® DISH SOAP will effectively clean your dishes without harsh chemicals, dyes or synthetics. Enhanced with Jade Lemon, Bergamot and Thieves essential oil blend, it has a fresh citrus scent that makes chores a little brighter.



Bathroom

Thieves, Lavender & Lushious Lemon Foaming Hand Soap

Your hands deserve the best cleansing ingredients nature has to offer! Pump, rinse, and get on your way without harsh, drying detergents.

LUSHIOUS LEMON FOAMING HAND SOAP combines Lemon, Lemon Myrtle, Spearmint, and Ylang Ylang essential oils with other naturally derived ingredients such as aloe, ginkgo biloba, and decyl glucoside to keep hands clean without over-drying.

THIEVES® FOAMING HAND SOAP features a plant-based formula, Thieves essential oil blend, and skin-moisturising ingredients such as aloe vera.

LAVENDER FOAMING HAND SOAP cleanses and conditions your hands without leaving dryness or irritation. Infused with Lavender essential oil, vitamin E, and aloe, this soap is effective and gentle enough for the most sensitive skin.

Thieves Cleansing Soap

THIEVES® CLEANSING SOAP is enriched with moisturising plant oils such as coconut, jojoba and olive oil. Aloe vera and wolfberry seed oil are also added to help cleanse and purify your skin. The result? A beautifully scented bar soap that leaves skin soft, smooth and refreshed.

DIY before-you-go spray

INGREDIENTS

- 15 drops Lemon essential oil
- ½ cup rubbing alcohol
- ½ cup distilled water

DIRECTIONS

1. Combine ingredients in a glass spritzer bottle.
2. Keep it handy so when nature calls, you can use a spritz to block those bowl-bouncing odours.

Oral care line

Start your morning on the bright side with the natural power of Thieves oral care products.

The gums are some of the most absorptive tissues in the body and healthy teeth start with products that clean without harsh chemicals. Our oral care products are formulated without SLS, which is a common foaming agent used in commercial toothpaste.

THIEVES® WHITENING TOOTHPASTE: Pure and safe ingredients combine to whiten teeth, fight plaque, support healthy gums and remove stains without damaging enamel. The powerful whitening and cleaning properties come from Young Living's blend of silica, hydroxyapatite, calcium carbonate, and perlite, which leaves you with long-lasting freshness and a sparkling smile!

THIEVES® FRESH ESSENCE PLUS™ MOUTHWASH is made with 100 percent plant-based, naturally derived ingredients that help reduce build-up, strengthen teeth and brighten your smile. The spicy-sweet flavour of Thieves, combined with Spearmint and Peppermint, will leave you with fresh breath and a pleasant taste to give you the confidence you need to face the day.

Check out our other oral care products:

- Thieves® AromaBright™ Toothpaste
- Thieves® Dental Floss
- Thieves® Dentarome Plus Toothpaste

Thieves Wipes

THIEVES® WIPES offer a quick, convenient, natural way to clean hard surfaces while leaving nothing but the rich, spicy aroma of Young Living's Thieves blend. spruce up hard surfaces like countertops and tables with one swipe or bring a pack on the go to use on door handles, toilet seats or anywhere else germs might be present.



DIY toilet bombs

(Makes approximately 20 tablets)

INGREDIENTS

- 1 cup baking soda
- ½ cup citric acid
- ½ cup cornstarch
- 4 teaspoons water
- 2 teaspoons Thieves, Lemon, Citrus Fresh™ or Tea Tree essential oil
- 3 teaspoons V-6™ Vegetable Oil Complex
- Ice cube tray

Note: This recipe is not recommended for toilet tanks.

DIRECTIONS

1. Combine all dry ingredients in a large bowl and mix evenly.
2. Combine water, essential oils and V-6 in a separate small bowl.
3. Pour liquids into the large bowl and whisk together until combined.
4. Use mixture to fill ice cube tray about $\frac{3}{4}$ full. If mixture expands, gently repack it into the mould.
5. Let sit overnight to dry. When dry, pop tablets out and store in a glass jar.
6. Put a tablet in the toilet bowl as needed to help clean and deodorise. Let tablet sit in bowl for 20–30 minutes to fizz and dissolve. Once dissolved, flush.

Laundry Room



Dryer balls

Ditch toxic dryer sheets and freshen your laundry with essential oils instead! Add a few drops of oil to wool dryer balls or a damp washcloth. Let the oil dry fully on the balls and then pop them in the dryer with your clothes.

Dryer ball scents

💧 Purification + 💧 Lime

💧 Bergamot + 💧 Tea Tree

💧 Northern Lights Black Spruce + 💧 Lavender

💧 Stress Away + 💧 Lemon

Laundry soap

With a plant-based formula, Thieves® Laundry Soap gently and naturally washes your clothes, leaving them truly clean without any chemical or synthetic residue. Natural enzymes and powerful essential oils like Thieves, Jade Lemon and Bergamot add to the formula's strength, leaving your clothes fresh and clean with a light citrus scent.

HE safe
and Highly
concentrated

1 bottle

=

64 loads

Bedroom and Living Area

Thieves Waterless Hand Sanitizer and Spray

Germes are everywhere and sinks are not. Thieves Waterless Hand Sanitizer and Thieves Spray are on-the-go cleaners perfect for when you're running errands, travelling, or away from home!

Kill 99.9 percent of germs anywhere with Thieves® Waterless Hand Sanitizer. Infused with soothing aloe vera gel and the cleansing properties of our pure Thieves blend and Peppermint essential oil, Thieves Waterless Hand Sanitizer effectively eliminates 99.9% of common germs.

Thieves® Spray doesn't require rinsing after use and has no harsh fumes. Use it on counters, sinks, door handles, bathroom surfaces—even yoga mats. Its portable size makes it easy to throw in a backpack, purse or overnight bag. Plus, it's safe to use around the whole family!

Diffusers

Diffusers freshen any space and eliminate unwanted odours without toxic fragrances. Musty smells are no match for the bright, crisp scents of Tea Tree, Kunzea, Thieves and Lemon.



Home Air Quality

Often the dirtiest place in a home is the air you're breathing, especially after cleaning with harsh chemicals. You can immediately—and dramatically—improve the air quality of your home by removing toxic cleaning products and air fresheners.

Think of the last time you walked down the grocery store aisle with the air fresheners and cleaning products. The packages are sealed, and the entire aisle still smells of chemicals and artificial fragrances. What you smell are volatile organic compounds (VOCs) escaping from their containers. VOCs are common in many household products, which means they may be polluting your indoor air too. They can create a low-level chemical soup that spreads throughout every space.

HOW DO YOU IMPROVE YOUR AIR QUALITY?

- Open the windows and turn on a fan! Circulating fresh air can get rid of leftover VOCs from the products you removed.
- Use a HEPA vacuum to help remove semi-volatile organic compounds from pesticides and cleaning products that linger after removal.
- Sprinkle carpets or upholstery with baking soda to neutralise and absorb VOCs. Let the baking soda sit for a few hours before vacuuming.
- Stop using candles and air fresheners.

DIY carpet refresher

INGREDIENTS

- 25 drops Lemon essential oil
- 1 cup baking soda

DIRECTIONS

1. Combine ingredients and transfer to a jar with a mesh lid; let sit for 8 hours.
2. Shake on stale carpet and let set overnight. Vacuum in the morning.



Ditch and *switch* Candle Guide

Instead of using products that diminish your air quality, fill your home with one of these diffuser blends. Not only do they help freshen the air and banish unwanted odours, but they may also remind you of your favourite scented candles!

Fresh Balsam

- 💧💧💧 Eucalyptus Radiata
- 💧💧 Idaho Grand Fir
- 💧💧 Pine

Tropical Retreat

- 💧💧💧 Lime
- 💧💧💧 Ylang Ylang
- 💧💧 Grapefruit
- 💧 Copaiba

Blue Volcano

- 💧💧💧 Northern Lights Black Spruce
- 💧💧 Lemon
- 💧 Lime
- 💧 Geranium

Spring blossom

- 💧💧 Bergamot
- 💧💧 Lavender
- 💧 Roman Chamomile

Fresh Linens

- 💧💧 Lavender
- 💧💧 Lemon
- 💧 Rosemary

Pumpkin Spice

- 💧💧💧 Cinnamon Bark
- 💧💧💧 Nutmeg
- 💧💧 Orange
- 💧 Clove

Essential Oils *for* Cleaning

Have you ever tried making your own DIY cleaner? Essential oils make it extra easy! A few drops of Lemon, Purification®, Tea Tree, Rosemary, Orange, Citrus Fresh™, Eucalyptus Radiata or Thieves® in your naturally derived cleaning solution is all you need for cleaning power without harmful chemicals!



DIY Cleaning Recipes

Oven scrub

INGREDIENTS

- ½ capful Thieves Household Cleaner
- ½ tablespoon Thieves Dish Soap
- 2 drops Thieves essential oil blend
- ½ cup white vinegar
- Baking soda

DIRECTIONS

1. Mix all ingredients except baking soda in a spray bottle.
2. Sprinkle baking soda liberally on the bottom of the oven, avoiding the heating elements, and spray with the cleaning mixture; let sit until it stops bubbling.
3. Scrub stubborn spots with a sponge.
4. Wipe the rest of the cleaning mixture off with a damp cloth and rinse well, making sure to remove all baking soda.

Showerhead and tap cleaner

INGREDIENTS

- 1 teaspoon Thieves Household Cleaner
- ¾ cup white vinegar

DIRECTIONS

1. Mix ingredients in a plastic bag.
2. Attach the full bag to taps and fixtures with rubber bands; leave for several hours.
3. Scrub with a coarse brush if needed to remove hard-water stains, then rinse well.

Dishwasher cleaner

INGREDIENTS

- ½ capful Thieves Household Cleaner
- 3 drops Jade Lemon essential oil
- 1 cup white vinegar

DIRECTIONS

1. Pour ingredients into the bottom of the dishwasher.
2. Run empty dishwasher through a full cycle. Do not add detergent.

Crayon remover

INGREDIENTS

- Splash of Thieves Household Cleaner
- 3 drops Lemon essential oil

DIRECTIONS

1. Apply ingredients to a damp rag.
2. Wipe drawings off walls, repeating until the art is gone.

Jewellery cleaner

INGREDIENTS

- ½ capful Thieves Household Cleaner
- Water

DIRECTIONS

1. Combine ingredients in a glass bowl and soak jewellery for 3–5 minutes or overnight.
2. Scrub jewellery with a soft brush if necessary.
3. Rinse and dry.

Note: This is not recommended for opals and pearls.



Glass and mirror cleaner

INGREDIENTS

- 1 capful Thieves Household Cleaner
- 5 drops Lemon essential oil
- 3 cups water
- 1 teaspoon white vinegar

DIRECTIONS

1. Combine ingredients in a bucket or bowl and store in a glass spray bottle.
2. Spray surface liberally and wipe clean with a lint-free cloth.

Alternate oils: Try Tea Tree, Tangerine, Citrus Fresh™ or Pine.

Hard-surface floor cleaner

INGREDIENTS

- 1–2 capfuls Thieves Household Cleaner
- 5–10 drops Lemon, Tea Tree or Purification® essential oil
- ¼ cup white vinegar
- Bucket filled with hot distilled water

DIRECTIONS

1. Combine ingredients in bucket and use a mop to clean floors.
2. Let air dry or mop up excess moisture.

Wood dusting spray

INGREDIENTS

- ½ teaspoon Thieves Household Cleaner
- 3 drops Pine essential oil
- 1 cup distilled water
- 1 tablespoon extra virgin olive oil or jojoba oil, optional

DIRECTIONS

1. Combine ingredients in a glass spray bottle; gently shake to mix.
2. Spray a cloth with the mixture, then wipe surfaces to remove dust.

Note: If you added oil to the formula, gently shake the bottle each time before spraying the cloth. This solution may not be safe for all wood surfaces. It's important to test an inconspicuous spot on the wood to see how the wood sealer responds before using.

Bubble bath

INGREDIENTS

- 120 ml KidScents® Bath Gel
- 5 drops Seedlings® Calm™ essential oil blend
- 5 drops Lavender essential oil
- 90 ml fractionated coconut oil
- 4 cups water

DIRECTIONS

1. Combine ingredients and pour a small amount into running water.

Big changes *start* with small steps every day



You are the gatekeeper to your home.

Eliminating harsh chemicals and toxins from your home takes work, but it doesn't have to be overwhelming. Think of it as a journey rather than a destination and congratulate yourself on the baby steps you take along the way.

Start by replacing the products you use most frequently. This may be your household cleaner or hand soap. Every item you remove improves your home environment—and your family's wellbeing! Focus on switching out products used on or around children and pets.

Each month, switch 1–3 household products for safer, naturally derived products. Within only a few months, you won't have to deal with nasty chemicals that irritate your skin or harsh scents that sting your nose.

Once you start cleaning with Thieves, you'll wonder why you didn't make the switch sooner.

One year to a *plant-based* home

A GUIDE TO HELP YOU SWAP OUT PRODUCTS FOR SAFER ALTERNATIVES

month 1

- + Thieves Household Cleaner
- + Lemon

month 2

- + Thieves Foaming Hand Soap
- + Thieves

month 3

- + Thieves Laundry Soap
- + Tea Tree

month 4

- + Thieves Waterless Hand Sanitizer
- + Purification

month 5

- + Thieves Spray
- + Pine

month 6

- + Thieves Dish Soap
- + Eucalyptus Radiata

month 7

- + Thieves Foaming Hand Soap Refill
- + Grapefruit

month 8

- + Thieves Whitening Toothpaste
- + Orange

month 9

- + Thieves Dental Floss
- + Lavender

month 10

- + Thieves Fresh Essence Plus Mouthwash
- + Lime

month 11

- + Thieves Fruit & Veggie Soak
- + Tangerine

month 12

- + Thieves Household Cleaner Refill
- + Citrus Fresh

What products are you switching out first?

Start Today

ALL THE CLEANING POWER YOU NEED IN ONE BOTTLE



Healthy Home Starter Bundle

- Thieves® Whitening Toothpaste 113.4 g
- Thieves® Dish Soap 355 ml
- Thieves® Foaming Hand Soap 236 ml
- Thieves® Fruit and Veggie Soak 473 ml
- Thieves® Household Cleaner 426 ml
- Thieves® Laundry Soap 946 ml
- Thieves® Spray 29.5 ml
- Thieves® Waterless Hand Sanitizer 29.5 g
- Desert Mist™ Diffuser
- Lavender Wellness 5 ml*
- Lemon 5 ml
- Peppermint 5 ml
- Purification™ 5 ml
- Stress Away™ 5 ml
- Thieves® 5 ml
- AromaGlide™ Roller Fitment
- NingXia Red® Sachets (60ml ea.) x 2
- Product Guide
- Product Price List
- Policies & Procedures Highlights
- PLUS save 24 percent on future purchases

*Lavender Wellness essential oil is only available in Australia. The New Zealand Healthy Home Starter Bundle contains Lavender essential oil instead.



Nature's Home Essentials Collection

- Nature's Home Essentials Companion Booklet
- Thieves® Glass Measure Spray Bottle 480 ml
- Thieves® 5 ml
- Thieves® Dish Soap 355 ml
- Thieves® Laundry Soap 946 ml
- Thieves® Household Cleaner 426 ml
- Thieves® Foaming Hand Soap 236 ml
- Thieves® Fruit and Veggie Soak 473 ml
- Thieves® Whitening Toothpaste 113.4 g
- Thieves® Recipe Fridge Magnet
- Branded Box

With naturally derived ingredients and pure essential oils, your home will be clean, comfortable and ready for every guest who walks through your door.

What are you waiting for?
Make the switch today!

Low-tox Home Wish List

Kitchen:

- ☐ Thieves Household Cleaner
- ☐ Thieves Fruit & Veggie Soak
- ☐ Thieves Dish Soap

Bedroom and Living Area:

- ☐ Thieves Spray
- ☐ Thieves Waterless Hand Sanitizer

Bathroom:

- ☐ Thieves Foaming Hand Soap
- ☐ Lushious Lemon Foaming Hand Soap
- ☐ Thieves Cleansing Soap
- ☐ Thieves AromaBright Toothpaste
- ☐ Thieves Whitening Toothpaste
- ☐ Thieves Dental Floss
- ☐ Thieves Fresh Essence Plus Mouthwash
- ☐ Thieves Hand Soap Refill
- ☐ Lushious Lemon Hand Soap Refill
- ☐ Lavender Foaming Hand Soap
- ☐ Thieves Wipes

Laundry Room:

- ☐ Thieves Laundry Soap

Diffusers:

- ☐ Aria Diffuser
- ☐ Lustre Diffuser
- ☐ Lucia Diffuser
- ☐ Rainstone Diffuser
- ☐ Ember Diffuser
- ☐ Desert Mist Diffuser
- ☐ Lantern Diffuser
- ☐ Dewdrop Diffuser

Essential Oils for DIY Cleaning and Diffusing:

- ☐ Citrus Fresh essential oil blend
- ☐ Grapefruit essential oil
- ☐ Lemon essential oil
- ☐ Orange essential oil
- ☐ Pine essential oil
- ☐ Purification essential oil blend
- ☐ Rosemary essential oil
- ☐ Sage essential oil
- ☐ Tea Tree essential oil
- ☐ Thieves essential oil blend

References

¹Environmental Working Group, Cleaning Supplies and Your Health. Available at www.ewg.org/guides/cleaners/content/cleaners_and_health

²EPA (U.S. Environmental Protection Agency). Volatile Organic Compounds' Impact on Indoor Air Quality. Available at <https://www.epa.gov/indoor-air-quality-iaq/volatile-organic-compounds-impact-indoor-air-quality>

³Environmental Working Group, EWG's Healthy Living: Home Guide. Available at <https://www.ewg.org/healthyhomeguide/cleaners-and-air-fresheners/>

⁴Australian Government Health Direct website. Available at www.healthdirect.gov.au/poisoning





NATURE DISTILLED, LIFE ENHANCED.

HOW TO ORDER

AUSTRALIA

Web: YoungLiving.com.au

Phone: 1300 AU YLEO (1300 28 9536)

Sydney Product Pickup / HQ

Level 3, Building B, 3 Columbia Court,
Baulkham Hills, NSW, 2153, Australia

Perth Experience Centre / Product Pickup

Unit 1, 30 Haydock Street, Forrestdale Business
Park, Forrestdale, WA, 6112, Australia

NEW ZEALAND

Web: YoungLiving.co.nz

Phone: 0800 NZ YLEO (0800 69 9536)

For more information, please contact this Young Living member:

MEMBER NAME

MEMBER ID

