
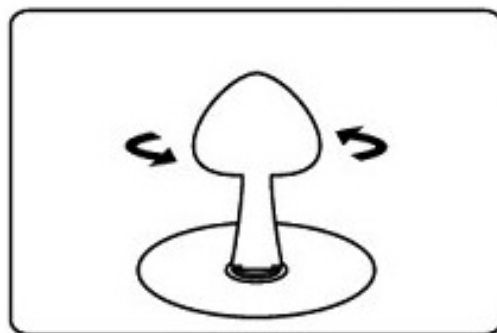


RASPRŠIVAČ ARIA ULTRASONIC

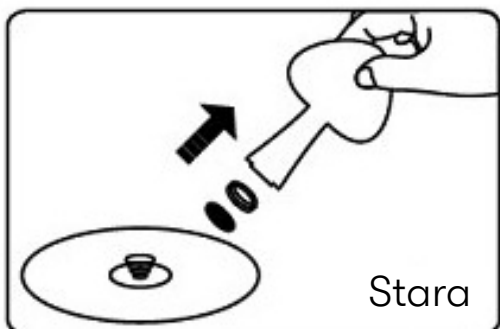
Kako promijeniti membranu pomoću ključa?



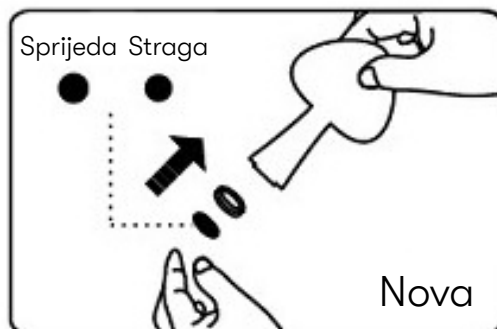
1. Postavite ključ na brtvu tako da sjedne na mjesto.



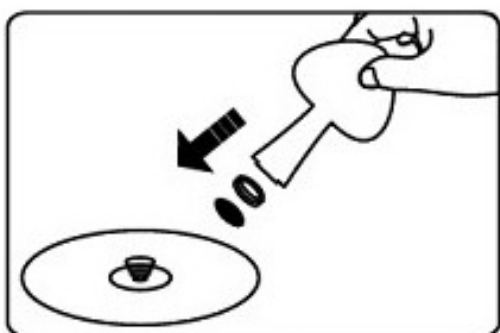
2. Odvijte brtvu okretanjem ključa u smjeru suprotnom od kazaljke na satu.



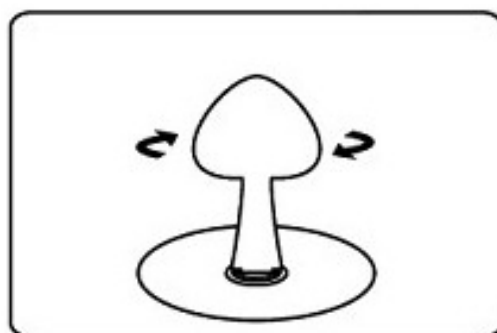
3. Izvadite staru membranu.



4. Zamijenite staru membranu novom, tako da je prednja strana okrenuta prema gore.



5. Vratite brtvu.



6. Učvrstite membranu okretanjem ključa u smjeru kazaljke na satu.

